


Preschool Ideas and Activities

Alphabet Work



Lay out letters on the floor or table. Have students shout the letter that you say out loud. Or you can show them a picture of the letter they have to hit



Letter matching activity. Either match letters in the same form or you can have kids match uppercase to lowercase letters.



Make letters out of or clay.

Alphabet work continued...

- Have students match the letters in their name
- Have students identify the letters in their name from a certain number of choices (2-6)
 - If your child does not know their letters, you can give them two choices of the choices is the letter the other is a blank card “find the letter A”
- Have students identify the letters in the alphabet
- Have students identify letter sounds
- Have students identify what letter a word starts with (show a picture of a cat, “What does cat start with? P or C” you can give them multiple choices as well)

Alphabet Songs

- <https://www.youtube.com/watch?v=BELlZKpi1Zs>
- <https://www.youtube.com/watch?v=WP1bIVh1ZQM>
- <https://www.youtube.com/watch?v=SWvBAQf7v8g>
- <https://www.youtube.com/watch?v=ffeZXPtTGC4>

Read Aloud Reminders

- Please read to your child at least once a day
- Have students “read” by themselves so they know how to cor orient a book, turn the pages in the book, as well as track the
- Here are some reminders when reading to students:
 - have students identify common objects in the book (“show me the d “where is the dog?”)
 - Ask students WH questions. If you child is non verbal- You can mode do this- for example, “What is the girl doing? Ohh the girl is going do slide.” If possible, give the students picture choices to choose from
 - Who, what, where, when questions


Books continued...

- Most books can be found online on Youtube. You can always find the video to ask questions to your children as well.
- Here are some of 122's favorite books:
 - https://www.youtube.com/watch?v=fj_z6zGQVvYM
 - <https://www.youtube.com/watch?v=WST-B8zQleM&t=250s>
 - <https://www.youtube.com/watch?v=ipEBv1GFte4>
 - <https://www.youtube.com/watch?v=75NQK-Sm1YY&t=4s>

Fine Motor Activities



Name Tracing: Write your child's name in highlighter (capital letters for students just starting off). Provide assistance to your kids if needed.



Q- Tip painting. Materials: paint and a Q-Tip



Draw a shape on paper and have the line with materials. I would use larger buttons likely to mount objects.

Fine Motor Activities Continues

- Tracing/ Writing Name
 - Tracing Name- Write child's name in capital letters in highlighter- use crayon or a shorter marker for your child to use to increase accuracy control
 - Some students will be able to write their name from a model (all you write their name on the top of the page)
- Tracing/ Drawing Pre Writing Shapes
 - Horizontal lines, vertical lines, circle, cross, square, etc.
- Putting on Coat and Shoes! We are working on students putting and taking off their coat.
- Have students feeding themselves using utensils

Communication!

- Continue to work on communication with your child
- At school we use visuals to help promote language. If you need send you images of foods, toys, etc. please contact me via Dojo email!
- Encourage the use of gestures if you do not have access to visual next is a slide of common sign language
- For verbal students, model to children how to use sentence starters like, “ I want” “ I see” etc

Common Sign Language



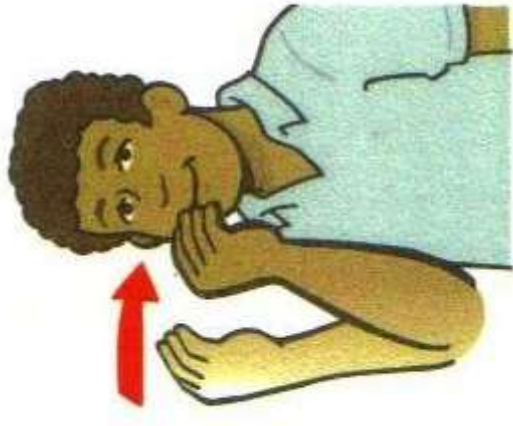

HELP



ALL DONE



more



e

Numeracy Ideas



Create number cards with the number and a visual representation (circles) of the numbers. Students can place toys in the circles to count.



Create containers with a number on it. Then have the students place that many objects in the container. Most students will need help placing the correct quantity in the cup.



Number Matching
draw number 1-10 on different materials. Students can place the numbers

Numeracy ideas Continued...

- Skills to work on
 - Matching numbers
 - Identifying Numbers (students who are non verbal, give them a choice of at least 2 options)
 - Ordering numbers 1-10
 - Counting objects
- Things to count:
 - Blocks, cars, markers, crayons, stairs, plates, forks, shoes, shirts, etc. basically count anything!!!

Number Songs

- <https://www.youtube.com/watch?v=bGetqbbqDVaA>
- <https://www.youtube.com/watch?v=7D4K9oi7oBM&t=840s>
- <https://www.youtube.com/watch?v=xNw1SSz18Gg>
- <https://www.youtube.com/watch?v=By2hmo323xM>

Matching/Sorting Ideas



SHAPE SORT
SUPER SIMPLE. SUPER LEARNING.



Sort objects by:

- Color
- Shape
- Size (big vs small)

- Start off sorting objects into 2 categories



Math related songs

- <https://www.youtube.com/watch?v=jYAWf8Y91hA>
- <https://www.youtube.com/watch?v=SLZcWGQQsmg>
- <https://www.youtube.com/watch?v=tQAsh8bbkUY>
- <https://www.youtube.com/watch?v=HGeuA4j8vI&t=95s>
- <https://www.youtube.com/watch?v=RNUZBH4Y>

**Please reach out with any questions or if
you want some more ideas!**